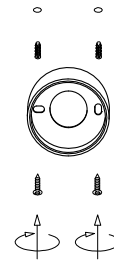
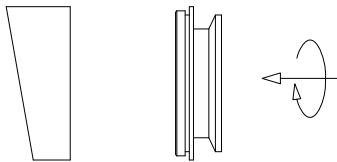


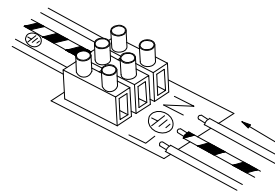
1 Turn off the general Switch



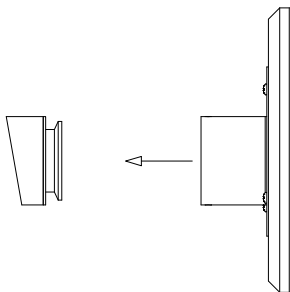
2 Make holes & apply screws
With plastic anchors



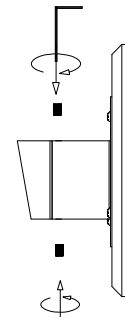
3 Rotate to put it in place



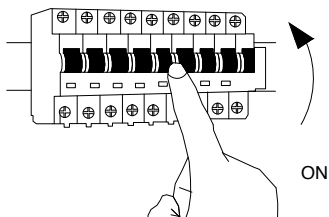
4 Connect the 3 wires



5 Apply the product



6 Apply side Caps by rotating



7 Turn on the general Switch

